

## Product datasheet for TA347031

### PRMT6 Mouse Monoclonal Antibody [Clone ID: 2C3-F1-G1]

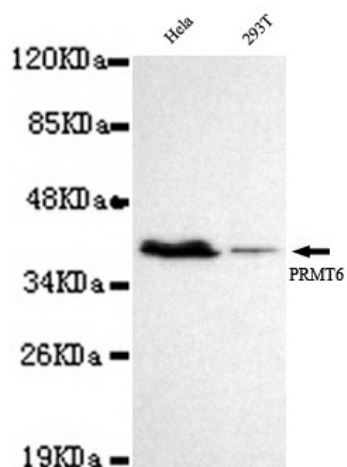
#### Product data:

Product Type:	Primary Antibodies
Clone Name:	2C3-F1-G1
Applications:	IF, IHC, WB
Recommend Dilution:	WB: 1:1000, IF: 1:300
Reactivity:	Human
Host:	Mouse
Isotype:	IgG1
Clonality:	Monoclonal
Immunogen:	The immunogen for PRMT6 antibody: purified recombinant human PRMT6 protein fragments expressed in E.coli.
Formulation:	Purified mouse monoclonal in buffer containing 0.1M Tris-Glycine (pH 7.4, 150 mM NaCl) with 0.02% sodium azide, 50% glycerol
Purification:	Affinity purified
Predicted Protein Size:	42 kDa
Gene Name:	protein arginine methyltransferase 6
Database Link:	<a href="#">NP_060607 Entrez Gene 55170 Human</a>
Background:	PRMT6 is a protein arginine N-methyltransferase, and catalyzes the sequential transfer of a methyl group from S-adenosyl-L-methionine to the side chain nitrogens of arginine residues within proteins to form methylated arginine derivatives and S-adenosyl-L-homocysteine. Protein arginine methylation is a prevalent post-translational modification in eukaryotic cells that has been implicated in signal transduction, the metabolism of nascent pre-RNA, and the transcriptional activation processes. IPRMT6 is functionally distinct from two previously characterized type I enzymes, PRMT1 and PRMT4. In addition, PRMT6 displays automethylation activity; it is the first PRMT to do so. PRMT6 has been shown to act as a restriction factor for HIV replication.
Synonyms:	HRMT1L6
Protein Families:	Druggable Genome

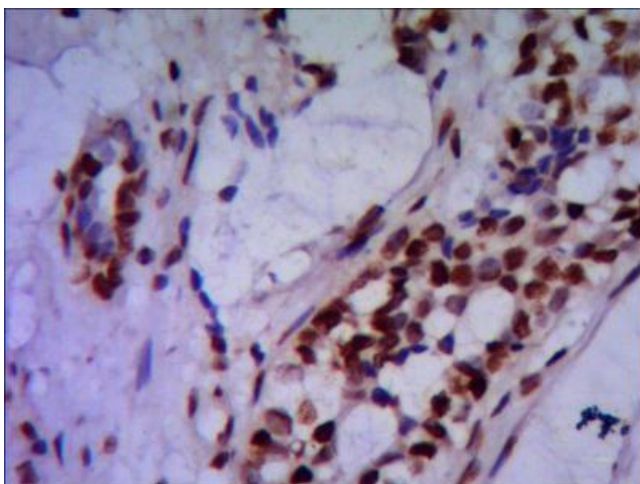


[View online »](#)

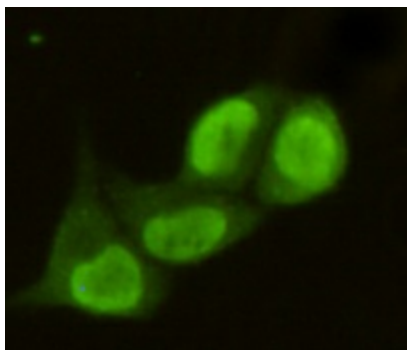
## Product images:



Western blot detection of PRMT6 in HeLa and 293T cell lysates using PRMT6 mouse mAb (1:1000 diluted). Predicted band size: 42KDa. Observed band size: 42KDa.



Immunohistochemistry stain of paraffin-embedded human breast cancer using PRMT6 mouse mAb (1:200).



Immunocytochemistry stain of HeLa using PRMT6 mouse mAb (1:300).